

8" Surface Mount Intercom

Product Specifications

Display

- Brightness: 1500 nit (cd/m2)
- Diagonal length: 8"
- Resolution: 720 × 1280
- Contrast ratio: 1000 (typical)
- Capacitive touch with multi-touch capability
- Anti-reflection and anti-fingerprint coated (anti-UV for the blacked-out portion around the screen)
- Chemical resistant: 26H (hardness)

Features

- Credential reader (RFID, compatible with ButterflyMX Access Control System)
- Wide-angle camera for optimized field of view
- Audio noise cancellation
- Security light
- ADA-compliant help button on bottom of intercom
- Intuitive mounting system design
- Robust aluminum housing with silver powder coating
- Temperature: -40°C ~ +60°C (-40°F ~ +140°F); 5-95% humidity non-condensing

Dimensions

- 11.54" H x 5.67" W x 2.43" D (maximum depth)
- Weight (with mounting plate): 4lbs 7oz

Power Requirements

- Intercom input voltage: 9-24VDC (powered by AC power brick)
- DC Output: DC +24V @ 2.08A
- Standby Power Consumption: 12.7W
- Maximum Power Consumption: 34W
- Relay Max Switching Current: 2A (Max Switching Power 62.5VA)
- UPS required, not provided

Network Requirements

- Wired connectivity: Ethernet (Cat 5e/Cat6, minimum bandwidth of 2 Mb/s)
- Wireless: WiFi (802.11ac, 5GHz)
- Alternative connectivity methods: Point-to-point, Cellular router

Certifications

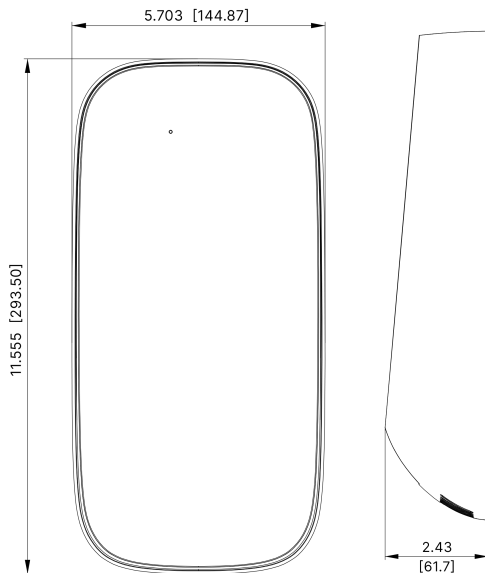
- IP65 dust and water resistance
- FCC Part 15
- IC (Canada)
- CE (EU)
- UL 62368, 50E, 294
- CP65
- TSCA
- IFETEL and NOM
- Materials: REACH, WEEE 3R, and ROHS

8" Surface Mount Intercom

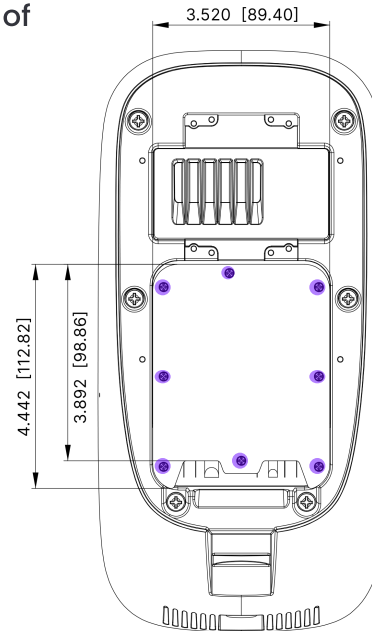
Product Cut Sheet

 Images are not to scale.

Front and Side of Intercom

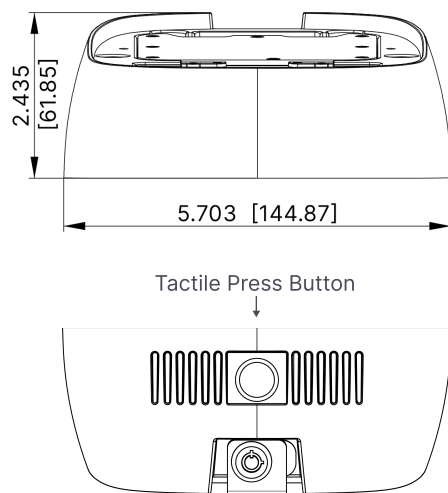


Rear Side of Intercom

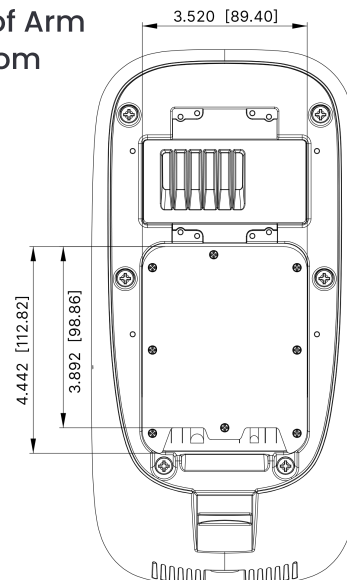


The purple highlighted screws are the removable screws required to access I/O ports.

Top and Bottom Side of Intercom



Rear Side of Arm and Intercom

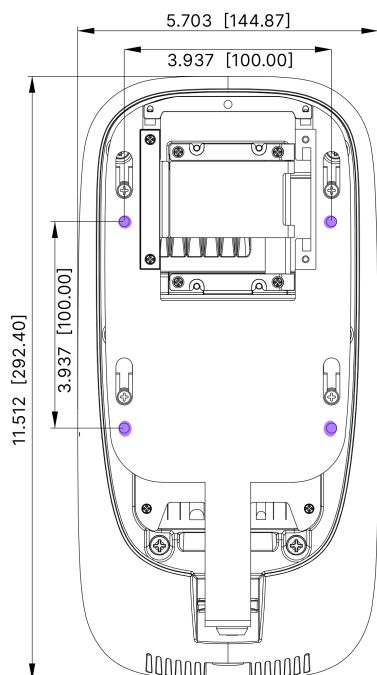


8" Surface Mount Intercom

Product Cut Sheet

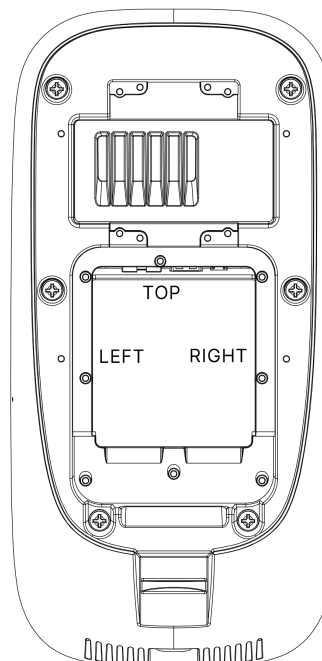
 Images are not to scale.

Back Plate

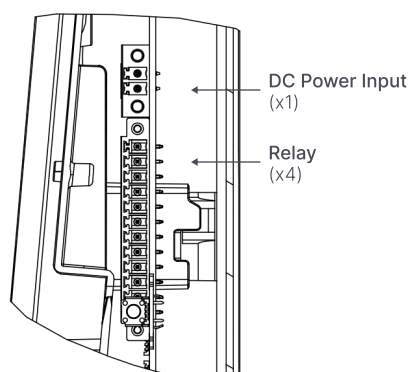


The purple highlighted holes are for mounting.

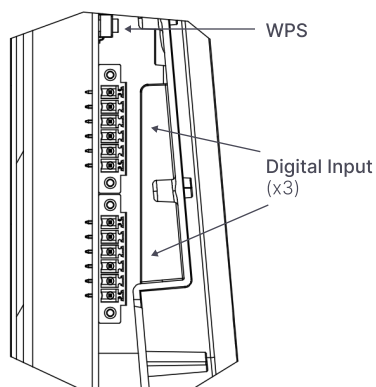
I/O Plate Removed



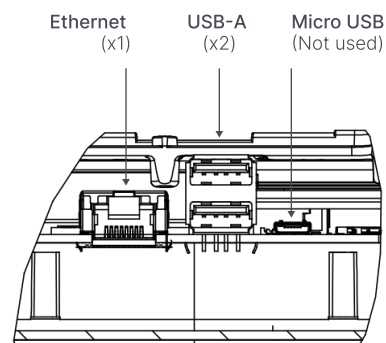
Left Side Interface



Right Side Interface



Top Side Interface

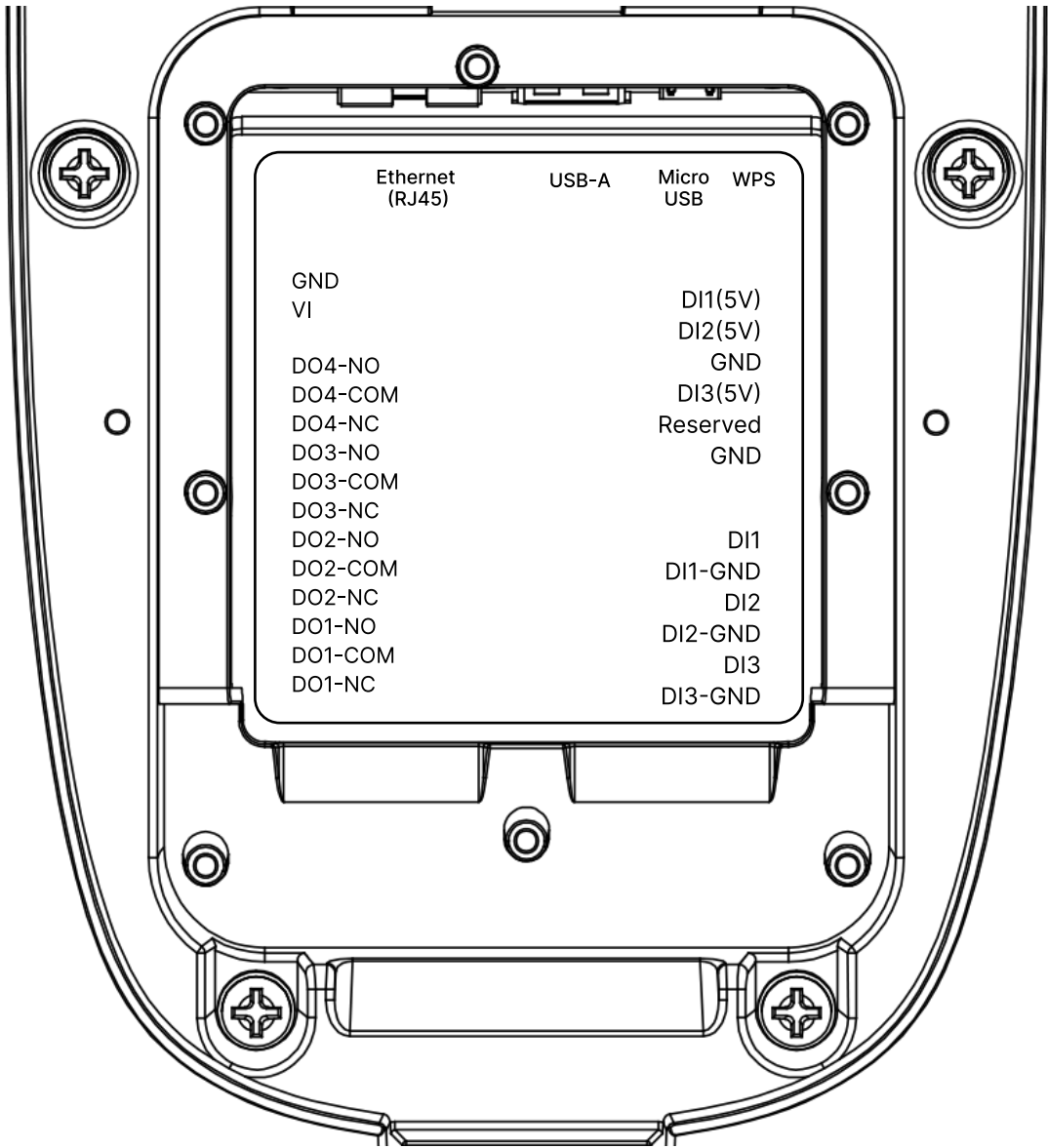


8" Surface Mount Intercom

Product Cut Sheet


 Images are not to scale.

Door Open (Interior Panel Diagram Detail)

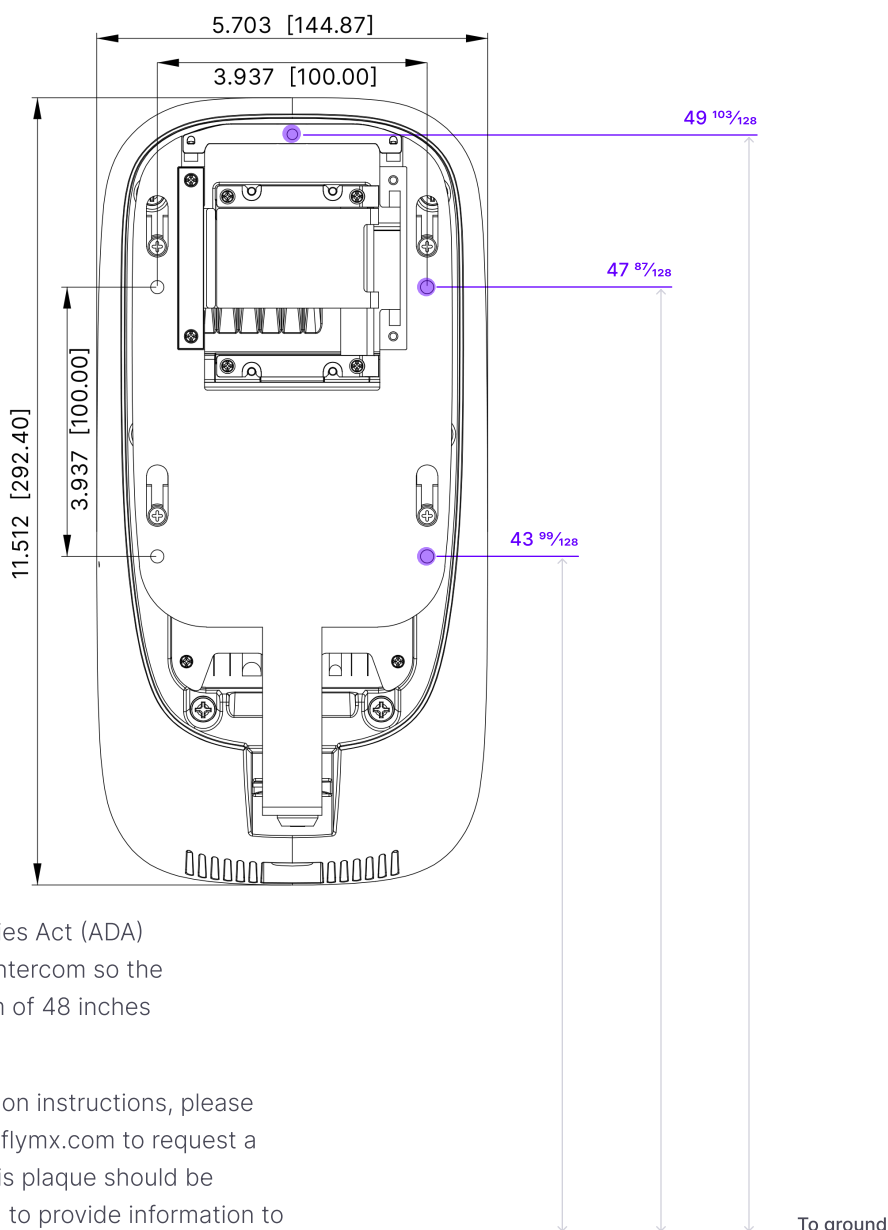


8" Surface Mount Intercom

Product Cut Sheet

 Images are not to scale.

ADA guidelines



The Americans with Disabilities Act (ADA) recommends mounting the Intercom so the touchable area is a maximum of 48 inches from the ground.

*For ADA-compliant installation instructions, please reach out to support@butterflymx.com to request a Braille and tactile plaque. This plaque should be mounted below the intercom to provide information to users about the tactile button available for assistance.