



# 12" Surface Mount Intercom

## Product Specifications

### Display

- Brightness: 1500 nit (cd/m2)
- Diagonal length: 12.1"
- Resolution: 1280 × 800
- Contrast ratio: 1000 (typical)
- Capacitive touch with multi-touch capability
- Anti-reflection and anti-fingerprint coated (anti-UV for the blacked-out portion around the screen)
- Chemical resistant: 26H (hardness)

### Features

- Credential reader (RFID, compatible with ButterflyMX Access Control System)
- Wide-angle camera for optimized field of view
- Audio noise cancellation
- Security light
- ADA-compliant help button on bottom of intercom
- Intuitive mounting system design
- Robust aluminum housing with silver powder coating
- Temperature: -40°C ~ +60°C (-40°F ~ +140°F); 5-95% humidity non-condensing

### Dimensions

- 12.45" H x 11.63" W x 2.43" D (maximum depth)
- Weight (with mounting plate): 7lbs 13oz

### Power Requirements

- Intercom input voltage: 9-24VDC (powered by AC power brick)
- DC Output: DC +24V @ 2.08A
- Standby Power Consumption: 16.8W
- Max Power Consumption: 38W
- Relay Max Switching Current: 2A (Max Switching Power 62.5VA)
- UPS required, not provided

### Network Requirements


- Wired connectivity: Ethernet (Cat 5e/Cat6, minimum bandwidth of 2 Mb/s)
- Wireless: WiFi (802.11ac, 5GHz)
- Alternative connectivity methods: Point-to-point, Cellular router

### Certifications

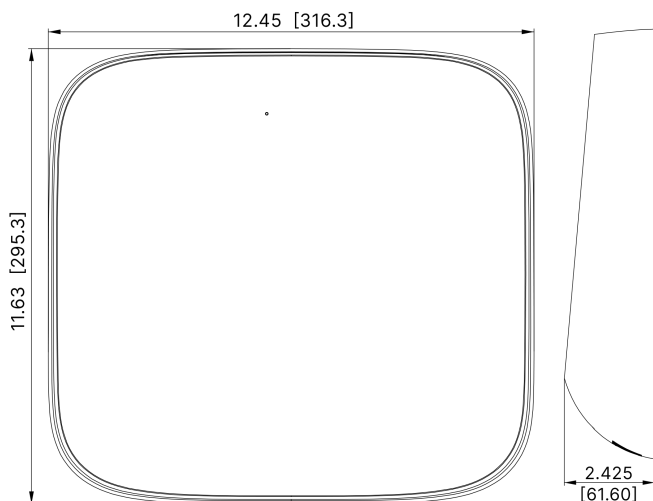
- IP65 dust and water resistance
- FCC Part 15
- IC (Canada)
- CE (EU)
- UL 62368, 50E, 294
- CP65
- TSCA
- IFETEL and NOM
- Materials: REACH, WEEE 3R, and ROHS

# 12" Surface Mount Intercom

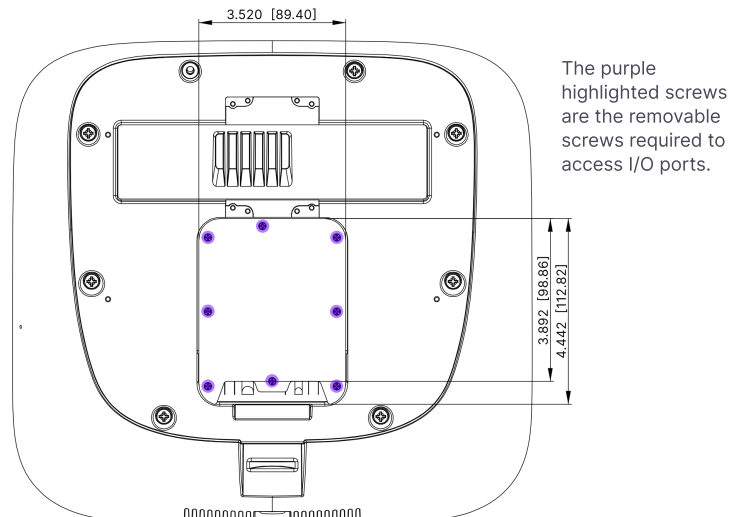
## Product Cut Sheet

 Images are not to scale.

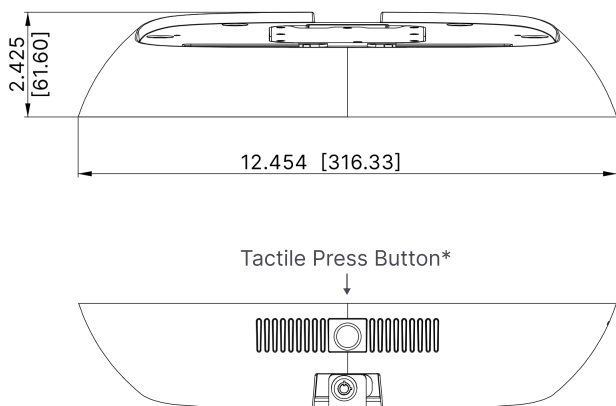
### Front and Side of Intercom



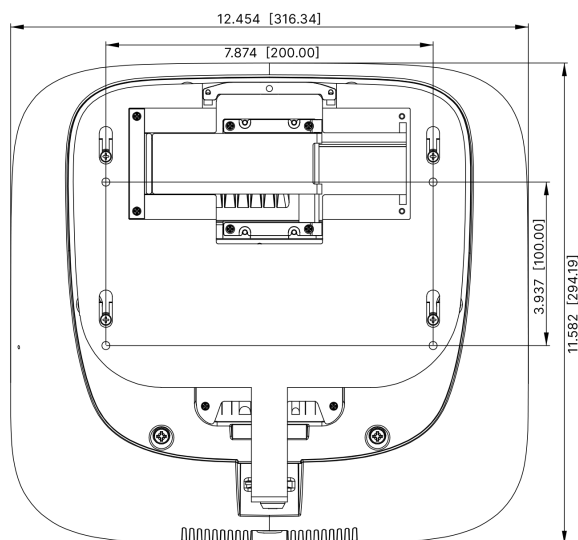
### Rear Side of Intercom



### Top and Bottom Side of Intercom



### Rear Side of Arm and Intercom

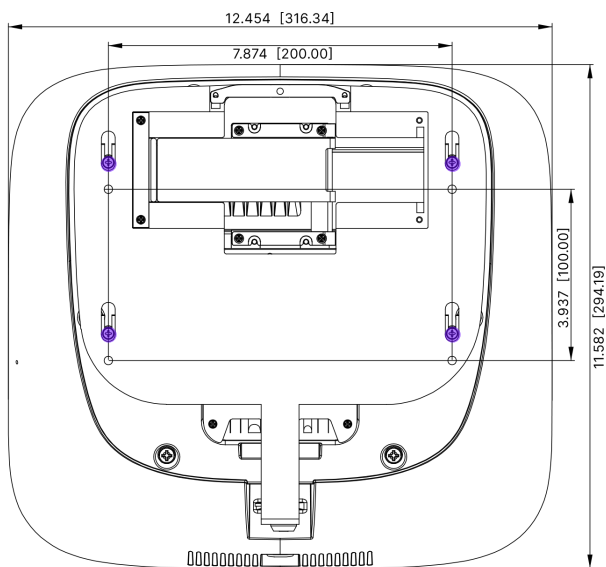


# 12" Surface Mount Intercom

## Product Cut Sheet

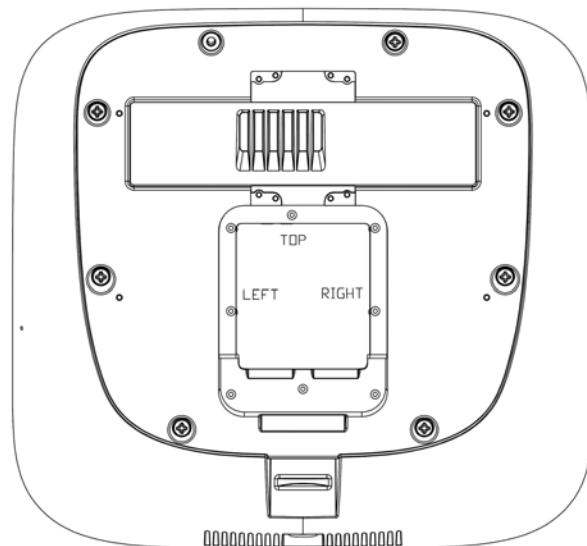
 Images are not to scale.

### Back Plate

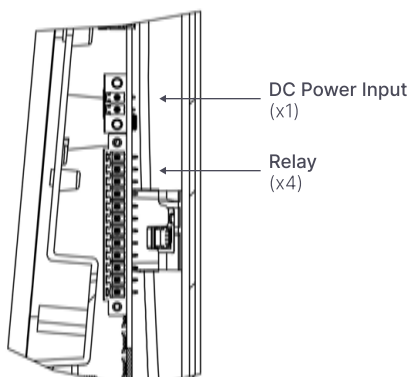


The purple highlighted holes are for mounting.

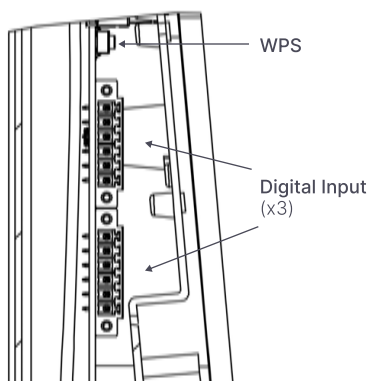
### I/O Plate Removed



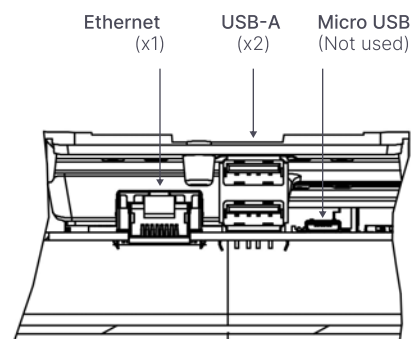
### Left Side Interface



### Right Side Interface



### Top Side Interface

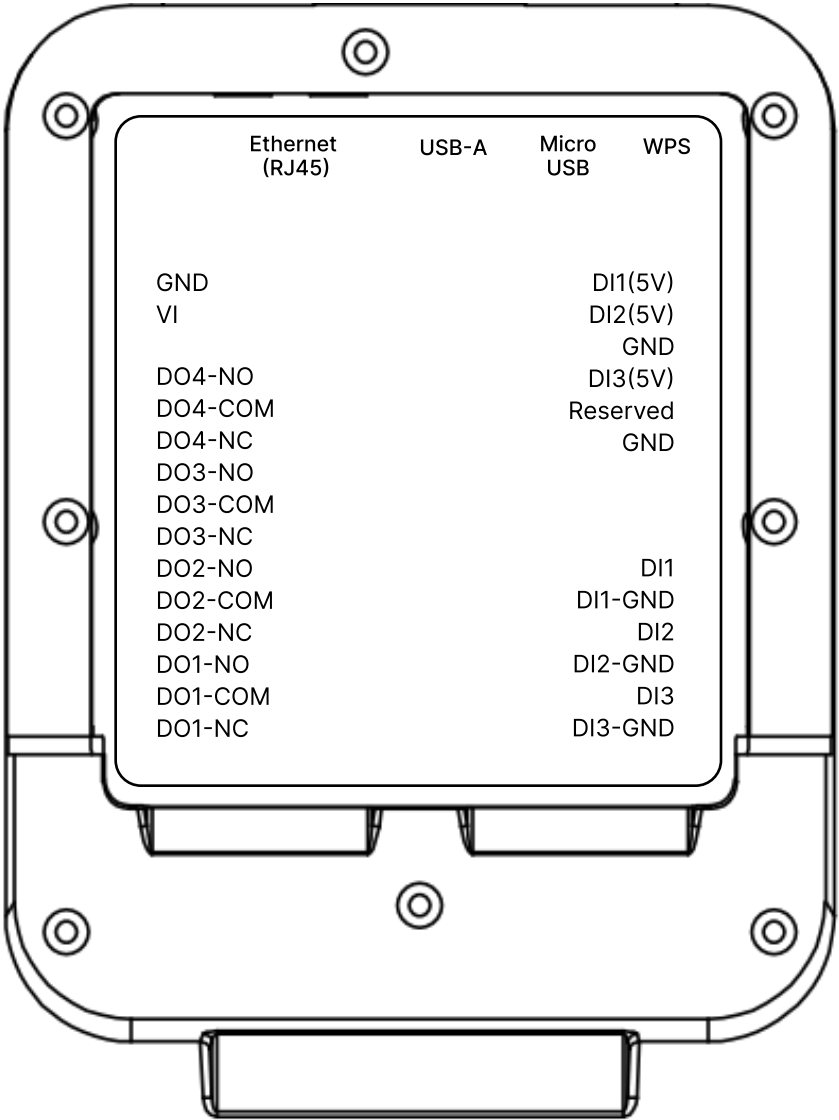


# 12" Surface Mount Intercom

Product Cut Sheet

 Images are not to scale.

Door Open (Interior Panel Diagram Detail)

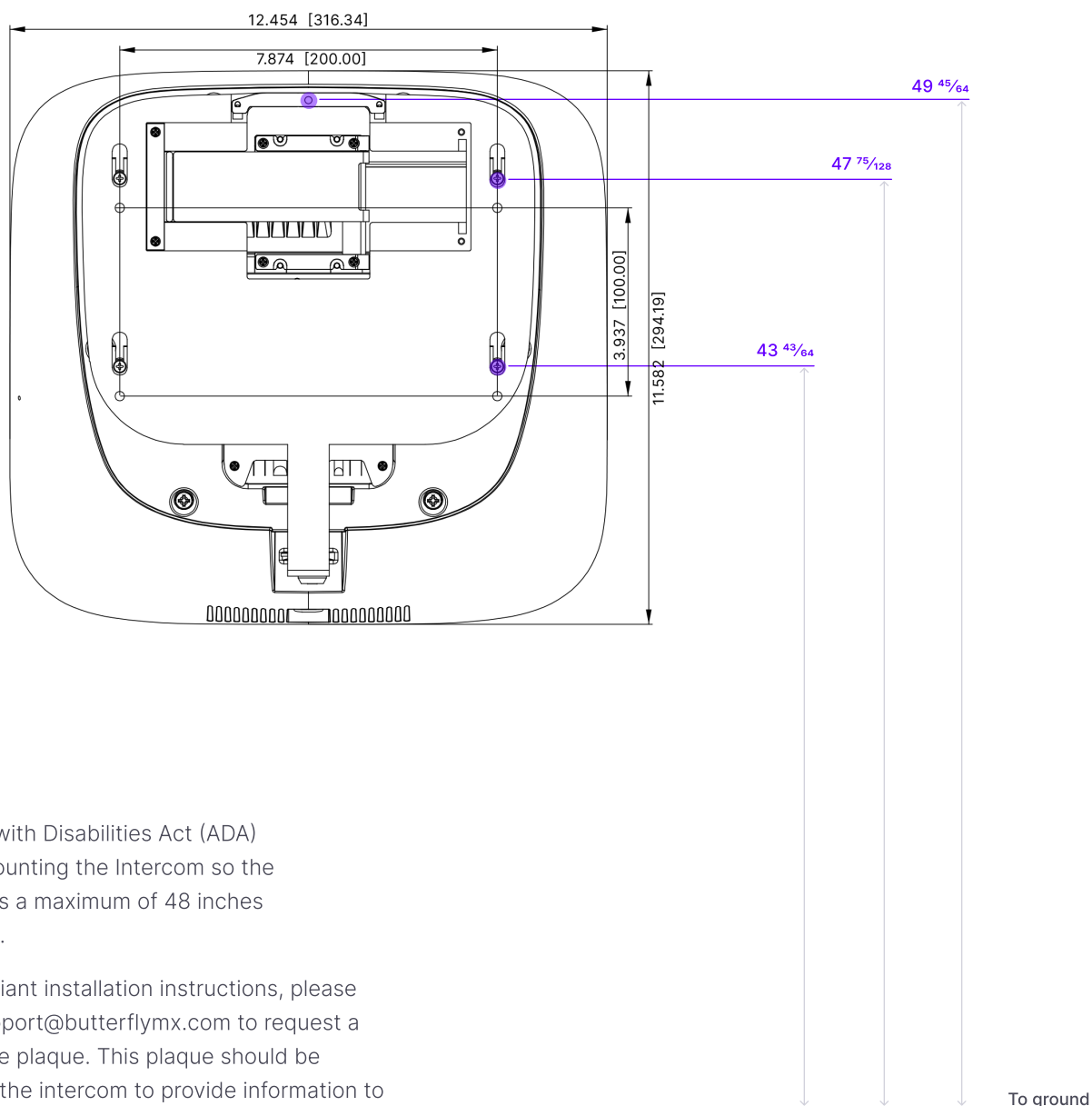


# 12" Surface Mount Intercom

## Product Cut Sheet

 Images are not to scale.

### ADA Guidelines



The Americans with Disabilities Act (ADA) recommends mounting the Intercom so the touchable area is a maximum of 48 inches from the ground.

\*For ADA-compliant installation instructions, please reach out to [support@butterflymx.com](mailto:support@butterflymx.com) to request a Braille and tactile plaque. This plaque should be mounted below the intercom to provide information to users about the tactile button available for assistance.